



# **ANNUAL REPORT**

## 2021

“The SEC in granting approval does not extend to either endorsing or ratifying the accuracy of the specific details set out therein, and that the management company remains at all times responsible for the specific details set out in the Annual Report.”

## CONTENTS

Corporate Information	1
Report of the Manager	2
Report of the Auditors	3
Statement of Comprehensive Income	4
Statement of Financial Position	5
Statement of Changes in Unit holders Funds	6
Statement of Cash Flow	7
Notes to the Financial Statements	8
Declaration by Trustee and Managing Company	9
Management Team	10

**CEYBANK SAVINGS PLUS FUND**  
**Annual Report & Accounts 2021**  
**CORPORATE INFORMATION**

**TRUSTEE**

National Savings Bank  
Savings House, 255, Galle Road  
Colombo 03

**FUND MANAGERS & REGISTRAR**

Ceybank Asset Management Ltd  
Reg. No PV 3326  
No 85, York Street, Colombo -1  
Tel : 011- 760 2000-2, Fax : 011- 2327203  
E.mail : info@ceybank.com  
Web: www.ceybank.com

**DIRECTORS OF THE  
MANAGEMENT COMPANY**

Mr. G. Wickramage  
Chairman  
(Appointed w.e.f. 13<sup>th</sup> January 2022)

Mr. I. Ferdinands  
CEO/Executive Director

Mr. G.A. Jayashantha  
(Nominee - Bank of Ceylon)

Mr. R. M. N. Jeewantha  
(Nominee - Bank of Ceylon)

Ms.V. Govindan  
(Nominee - Unit Trust of India)

Mr. A.D. Perera  
(Nominee - Sri Lanka Insurance)

**MEMBER OF  
THE INVESTMENT ADVISORY PANEL**

Mr. S N P Palihena  
Former General Manager  
Bank of Ceylon

**AUDITORS**

BDO Partners  
Chartered Accountants

**TAX CONSULTANTS**

Ernst & Young  
Chartered Accountants

**BANKERS & CUSTODIAN**

Bank of Ceylon

**LAWYERS**

F. J. & G. De Saram  
Attorneys –at-Law

Nithya Partners  
Attorneys –at-Law

# CEYBANK SAVINGS PLUS MONEY MARKET FUND - Annual Report 2021

## REPORT OF THE MANAGER

We have great pleasure in presenting the Manager's Report and Audited Accounts of the Ceybank Savings Plus Money Market Fund for the period 1<sup>st</sup> January 2021 to 31<sup>st</sup> December 2021.

The Net Asset Value per unit of your Fund appreciated by 4.78% during the period.

### Economy

The Sri Lankan Economy witnessed a growth of 4.4% during the nine months period of January to September 2021 as opposed to a contraction of 5.4% for the same nine months period in 2020 (base year=2010). This was due to successful COVID-19 vaccination programme and relaxed mobility restrictions in the country. Sector wise, Industry expanded 6.8%, Services by 2.7% and Agriculture by 5.3% within Jan-Sep 2021.

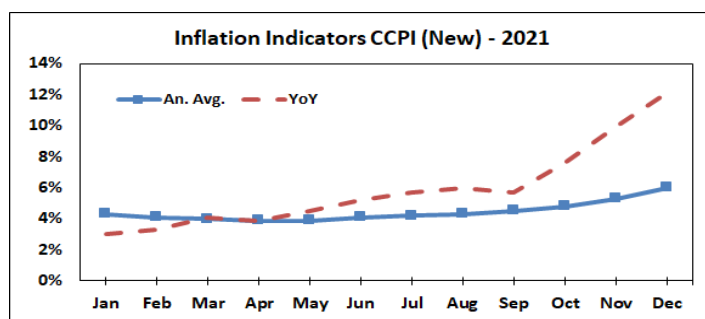


Figure: 1 - (Source: CBSL)

Annual Average Inflation (Figure:1) measured by the CCPI, which was at 4.3% at the beginning of the year decelerated to 3.9% in May and then gradually accelerated during the remaining period and closed the year at 6% as at end December 2021.

Market interest rates (Figure:2) surged up during the year. The benchmark 12-month Treasury bill rate which was at 5.05% p.a. at the beginning of the year increased gradually in an effort to ease off the pressure on inflation and exchange rate. The rates rose by 319 basis points, to close at 8.24% p.a. at the end of the year. Long term Treasury bond yields also moved in tandem with the Treasury Bills during this period. Premiums on corporate paper yields, remained around 2-3% above Treasury yields.

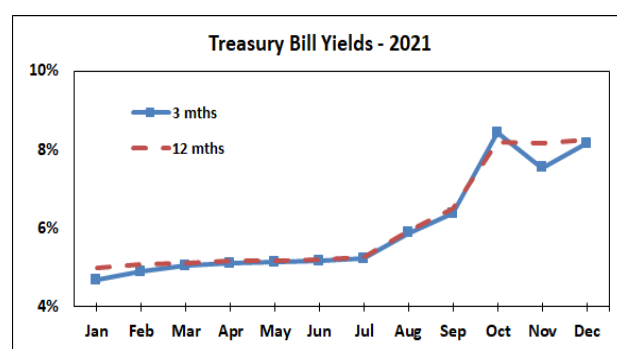


Figure: 2 - (Source: CBSL)

Overnight repo market rates recorded an upward trend and traded within a range of 4.53% and 6.05% p.a. The exchange rate which was at 185.3906 (Rs/US\$) at the beginning of 2021, depreciated by 8.1% to 200.4338 (Rs/US\$), as at end December 2021.

Central Bank key policy rates were changed during the year. In 2021 the Bank reduced the Statutory Reserve Requirement (SRR) for Commercial Banks by 200 bps. The Standing Deposit Facility Rate (SDFR) and Standing Lending Facility Rate (SLFR) were raised by a total of 50 bps. The SDFR and SLFR at the end of the year were 5% and 6% respectively, while the SRR was 4%.

### Fund Performance

The Net Asset Value per unit of your Fund appreciated by 4.78% during the period under review. The Fund recorded Rs 104,723/- as net operating profit before taxes during the period. The Fund is currently invested in a Repurchase Agreement. The Manager and Trustee have instituted legal action to recover the impairment provision accounted to the Fund in year 2020.

## **Future Outlook**

The global coverage of successful vaccination programme against the Covid 19 pandemic and relaxed mobility restrictions delivered gratifying results with the regaining of economies in countries. Albeit the recovery of 4.4% recorded in Sri Lanka for the period of January-September 2021, the disturbance in domestic and global economic activities would slow down the Sri Lankan economic growth in 2022.

The supply chain disruptions, rising commodity prices on account of surge in crude oil prices, and geopolitical tensions as a consequence of Russia's invasion of Ukraine and related sanctions would trigger geopolitical realignment and have a ripple effect on the interruption of global recovery. Despite these global issues, Sri Lanka has many challenges to be addressed in order for the economy to rebound in 2022 and beyond, which includes accelerated inflation due to disruptions in power and supply chains, the volatile financial market, unfavorable balances in both trade and fiscal accounts, upgrading country's sovereign rating, looming debt repayments, contraction of foreign reserves, current instability in political front, introduction of price formulas for fuel and electricity and faster implementation of several vital reforms like converting loss making SOEs to positive contributors.

Currently, the inflation is at an accelerated trend chiefly as a result of supply side interruptions. We would expect inflation to rocket in the short term and then, slow down in medium term with the executing of corrective measures to address the disruptions in supply side. After floating the currency, a heavy depreciation of rupee against USD was witnessed in the market. The momentum will continue till the economy attracts more worker remittances and foreign dollar inflows with an aim to build up healthy foreign reserve position, which mostly address the supply side disturbance and would help to cushion the inflationary pressure in the economy.

The market interest rates are expected to climb up further and stabilize at a moderate level without discouraging the credit growth in the economy as it is crucial to enhance the economic activities in the long term. This would ease off the pressure on hyper-inflation and heavy depreciation of rupee against dollars. At present, Sri Lanka has already commenced the process of obtaining the assistance from IMF in an effort to reschedule the debt payments and boost the foreign reserves of the country.

## **Management**

We take this opportunity to thank our valued unit holders for the confidence placed in us, which has been a great source of encouragement. We also place on record our appreciation for the unstinted support and cooperation extended by the Securities and Exchange Commission of Sri Lanka, the Trustee, National Savings Bank and Custodian Bank of Ceylon.

Our sincere appreciation is also due to the stakeholders and the Board of Directors for their support. Our achievements would not have been possible without the skills and commitment of the Management Team. We take great pleasure in thanking them for their contribution and dedication throughout the year and look forward to their support in the coming year too.

**SGD**

Kanchana Karannagoda

**Fund Manager**

23<sup>rd</sup> March 2022

**CEYBANK SAVINGS PLUS FUND  
COLOMBO 01**

**FINANCIAL STATEMENTS  
FOR THE YEAR ENDED 31ST DECEMBER, 2021**





Tel : +94-11-2421878-79-70  
+94-11-2387002-03  
Fax : +94-11-2336064  
E-mail : bdopartners@bdo.lk  
Website : www.bdo.lk

Chartered Accountants  
"Charter House"  
65/2, Sir Chittampalam A Gardiner Mawatha  
Colombo 02  
Sri Lanka

## **INDEPENDENT AUDITOR'S REPORT TO THE UNITHOLDERS OF CEYBANK SAVINGS PLUS FUND**

### **Report on the Audit of the Financial Statements**

#### **Opinion**

We have audited the financial statements of Ceybank Savings Plus Fund ("the Fund"), which comprise the statement of financial position as at 31<sup>st</sup> December, 2021 and the statement of comprehensive income, statement of changes in unitholders' funds and statement of cash flows for the year then ended, and notes to the financial statements, including a summary of significant accounting policies as set out on pages 05 to 15.

In our opinion, the accompanying financial statements give a true and fair view of the financial position of the Fund as at 31<sup>st</sup> December, 2021, and of its financial performance and its cash flows for the year then ended in accordance with Sri Lanka Accounting Standards.

#### **Basis for Opinion**

We conducted our audit in accordance with Sri Lanka Auditing Standards (SLAuSs). Our responsibilities under those standards are further described in the Auditor's Responsibilities for the Audit of the Financial Statements section of our report. We are independent of the Fund in accordance with the ethical requirements of the Code of Ethics issued by CA Sri Lanka (Code of Ethics) that are relevant to our audit of the financial statements, and we have fulfilled our other ethical responsibilities in accordance with the Code of Ethics. We believe that the audit evidence we have obtained is sufficient and appropriate to provide a basis for our opinion.

#### **Material Uncertainty Related to Going Concern**

We draw attention to Note 2.1.3 of the financial statements which indicates the existence of uncertainty that may cast doubt about the Fund's ability to continue as going concern. Our opinion is not modified in respect of this matter.

#### **Responsibilities of Management and Those Charged with Governance for the Financial Statements**

Ceybank Asset Management Limited ("Management") and the Trustee of the Fund ("the Trustee") are responsible for the preparation of financial statements that give a true and fair view in accordance with Sri Lanka Accounting Standards, and for such internal control as management determines. is necessary to enable the preparation of financial statements that are free from material misstatement, whether due to fraud or error.

In preparing the financial statements, management is responsible for assessing the Fund's ability to continue as a going concern, disclosing, as applicable, matters related to going concern and using the going concern basis of accounting unless management either intends to liquidate the Fund or to cease operations, or has no realistic alternative but to do so.

Those charged with governance are responsible for overseeing the Fund's financial reporting process.

#### **Auditor's Responsibilities for the Audit of the Financial Statements**

Our objectives are to obtain reasonable assurance about whether the financial statements as a whole are free from material misstatement, whether due to fraud or error, and to issue an auditor's report that includes our opinion. Reasonable assurance is a high level of assurance, but is not a guarantee that an audit conducted in accordance with SLAuSs will always detect a material misstatement when it exists. Misstatements can arise from fraud or error and are considered material if, individually or in the aggregate, they could reasonably be expected to influence the economic decisions of users taken on the basis of these financial statements.

BDO Partners, a Sri Lankan Partnership, is a member of BDO International Limited, a UK company limited by guarantee, and forms part of the international BDO network of independent member firms.

Partners : Sujeewa Rajapakse FCA, FCMA, MBA. Ashane J.W. Jayasekara FCA, FCMA (UK), MBA. H. Sasanka Rathnaweera FCA, ACMA.  
R. Vasanthakumar Bsc (Acc), ACA. F. Sarah Z. Afker ACA, ACMA (UK), CGMA, MCSI (UK). M.N. Mohamed Nabeel ACA. D. Jerad N. Dias ACA.  
Madhura V. De Silva FCA, MSc.





As part of an audit in accordance with SLAuSs, we exercise professional judgment and maintain professional skepticism throughout the audit. We also:

- Identify and assess the risks of material misstatement of the financial statements, whether due to fraud or error, design and perform audit procedures responsive to those risks, and obtain audit evidence that is sufficient and appropriate to provide a basis for our opinion. The risk of not detecting a material misstatement resulting from fraud is higher than for one resulting from error, as fraud may involve collusion, forgery, intentional omissions, misrepresentations, or the override of internal control.
- Obtain an understanding of internal control relevant to the audit in order to design audit procedures that are appropriate in the circumstances, but not for the purpose of expressing an opinion on the effectiveness of the Fund's internal control.
- Evaluate the appropriateness of accounting policies used and the reasonableness of accounting estimates and related disclosures made by management.
- Conclude on the appropriateness of management's use of the going concern basis of accounting and, based on the audit evidence obtained, whether a material uncertainty exists related to events or conditions that may cast significant doubt on the Fund's ability to continue as a going concern. If we conclude that material uncertainty exists, we are required to draw attention in our auditor's report to the related disclosures in the financial statements or, if such disclosures, are inadequate, to modify our opinion. Our conclusions are based on the audit evidence obtained up to the date of our auditor's report. However, future events or conditions may cause the Fund to cease to continue as a going concern.
- Evaluate the overall presentation, structure and content of the financial statements, including the disclosures, and whether the financial statements represent the underlying transactions and events in a manner that achieves fair presentation.

We communicate with those charged with governance regarding, among other matters, the planned scope and timing of the audit and significant audit findings, including any significant deficiencies in internal control that we identify during our audit.

#### **Report on Other Legal and Regulatory Requirements**

As required by the Unit Trust Code of September, 2011 issued by the Securities and Exchange Commission of Sri Lanka under the Act No.36 of 1987 (as amended by the Act No. 26 of 1991, Act No. 18 of 2003 and Act No.47 of 2009) and the Trust Deed, we have obtained all the information and explanations that were required for the audit and, as far as appears from our examination, proper accounting records have been kept by the Fund.

**CHARTERED ACCOUNTANTS**

**Colombo 02**

**23<sup>rd</sup> March 2022**

**JD/kp**



CEYBANK SAVINGS PLUS FUND  
STATEMENT OF COMPREHENSIVE INCOME  
FOR THE YEAR ENDED 31ST DECEMBER, 2021

Page 1

	Note	2021 Rs.	2020 Rs.
Income on financial assets	4	238,070	14,449,675
<b>Total investment income</b>		<u>238,070</u>	<u>14,449,675</u>
<b>Expenses</b>			
Management fee		-	(788,637)
Custodian and trustee fees		-	(262,727)
Audit fee		(99,792)	(104,832)
Notional tax and WHT		-	(205,721)
Other expenses		(33,555)	(150,379)
Impairment of financial assets		-	(230,633,238)
		<u>(133,347)</u>	<u>(232,145,534)</u>
<b>Profit/(loss) before tax</b>		<u>104,723</u>	<u>(217,695,859)</u>
Income tax expense		-	-
<b>Increase/(decrease) in net assets attributable to unitholders</b>		<u>104,723</u>	<u>(217,695,859)</u>

Figures in brackets indicate deductions.

The accounting policies and notes from pages 05 to 15 form an integral part of these financial statements.

Colombo  
23rd March 2022



CEYBANK SAVINGS PLUS FUND  
STATEMENT OF FINANCIAL POSITION  
AS AT 31ST DECEMBER, 2021

Page 2

	Note	As at 31.12.2021 Rs.	As at 31.12.2020 Rs.
<b>ASSETS</b>			
Current assets			
Cash and cash equivalents	6	327,942	158,564
Financial assets at amortized cost	7	4,508,384	4,555,913
Tax recoverable	8	-	-
<b>Total current assets</b>		<u>4,836,326</u>	<u>4,714,477</u>
<b>Total assets</b>		<u>4,836,326</u>	<u>4,714,477</u>
<b>UNITHOLDERS' FUNDS AND LIABILITIES</b>			
Current liabilities			
Other payables	9	540,533	523,407
<b>Total current liabilities</b>		<u>540,533</u>	<u>523,407</u>
Unitholders' fund		4,295,793	4,191,070
<b>Total unitholders' fund</b>		<u>4,295,793</u>	<u>4,191,070</u>
<b>Total unitholders' funds and liabilities</b>		<u>4,836,326</u>	<u>4,714,477</u>


Commitments and contingencies


10 and 11

The accounting policies and notes from pages 05 to 15 form an integral part of these financial statements.

The Board of Directors of the management company is responsible for the preparation and presentation of these financial statements.

The financial statements were approved by the management company and the trustee on 15th March 2022 and on 22nd March 2022 respectively.

  
.....  
Director  
Management Company

  
.....  
Director  
Management Company

Colombo  
23rd March 2022  
JD/kp





CEYBANK SAVINGS PLUS FUND  
STATEMENT OF CHANGES IN UNITHOLDERS' FUND  
FOR THE YEAR ENDED 31ST DECEMBER, 2021

Page 3

	Unit capital Rs.	Retained losses Rs.	Total Rs.
Balance as at 01st January, 2020	162,417,677	60,223,639	222,641,316
Decrease in net assets attributable to unitholders	-	(217,695,859)	(217,695,859)
Received on unit creations	-	-	-
Paid on unit redemptions	(545,833)	(208,554)	(754,387)
Balance as at 31st December, 2020	161,871,844	(157,680,774)	4,191,070
Increase in net assets attributable to unitholders	-	104,723	104,723
Received on unit creations	-	-	-
Paid on unit redemptions	-	-	-
Balance as at 31st December, 2021	161,871,844	(157,576,051)	4,295,793

Figures in brackets indicate deductions.

The accounting policies and notes from pages 05 to 15 form an integral part of these financial statements.

Colombo  
23rd March 2022



CEYBANK SAVINGS PLUS FUND  
STATEMENT OF CASH FLOW  
FOR THE YEAR ENDED 31ST DECEMBER, 2021

Page 4

	2021 Rs.	2020 Rs.
<b>Cash flow from operating activities</b>		
Interest received	238,070	14,449,675
Net investment in financial assets	47,529	(12,394,515)
Management fees and trustee fees paid	-	(1,253,151)
Other expenses paid	(116,221)	(312,415)
Taxes paid - Notional tax and WHT	-	(205,721)
<b>Net cash from operating activities</b>	<b>169,378</b>	<b>283,873</b>
<b>Cash flows from financing activities</b>		
Payments for redemptions by unitholders	-	(788,340)
<b>Net cash used in financing activities</b>	<b>-</b>	<b>(788,340)</b>
<b>Net (decrease)/increase in cash and cash equivalents</b>	<b>169,378</b>	<b>(504,467)</b>
<b>Cash and cash equivalents at the beginning of the year (Note A)</b>	<b>158,564</b>	<b>663,031</b>
<b>Cash and cash equivalents at the end of the year (Note B)</b>	<b>327,942</b>	<b>158,564</b>
<b>At the beginning</b>		<b>Note A</b>
Cash at bank	158,564	663,031
<b>At the end</b>		<b>Note B</b>
Cash at bank	327,942	158,564

Figures in brackets indicate deductions.

The accounting policies and notes from pages 05 to 15 form an integral part of these financial statements.

Colombo  
23rd March 2022





## SIGNIFICANT ACCOUNTING POLICIES TO THE FINANCIAL STATEMENTS

**1. CORPORATE INFORMATION****1.1 General**

Under Section 31A of the Securities and Exchange Commission of Sri Lanka, Act No.36 of 1987 (as amended by the Act No. 26 of 1991, Act No. 18 of 2003 and Act No.47 of 2009), the Securities and Exchange Commission of Sri Lanka granted a license to operate the Fund to Ceybank Asset Management Limited ("the Management Company") on 02<sup>nd</sup> June, 2009. The Fund commenced its commercial operations on 22<sup>nd</sup> June, 2009. The registered office of the Management Company is located at No 85, York Street, Colombo 01.

**1.2 Principal activities and nature of operations**

The Fund is an open-ended unit trust and invests mainly on money market in Sri Lanka to maximize short-term current income while ensuring ease of liquidity by investing in a portfolio of money market instruments and to provide a regular stream of dividend income bi-annually. The Fund also invests in government securities, bank deposits and corporate debt instruments with maturities less than one year.

**2. SUMMARY OF SIGNIFICANT ACCOUNTING POLICIES****2.1 General accounting policies****2.1.1 Basis of preparation**

The financial statements are prepared and compliance with Sri Lanka Accounting Standards (SLFRS/LKAS) issued by the Institute of Chartered Accountants of Sri Lanka and adopted as directed by the Securities and Exchange Commission of Sri Lanka.

The financial statements are prepared on the basis of fair value measurement of assets and liabilities except where otherwise it is stated.

The statement of financial position is on a liquidity basis. Assets and liabilities are presented in decreasing order of liquidity and do not distinguish between the current and non-current. All balances are expected to be recovered or settled within twelve months, except for investments in financial assets and net assets attributable to unitholders. The amount expected to be recovered or settled within twelve months after the end of each reporting period cannot be reliably determined.

**2.1.2 Statement of compliance**

These financial statements have been prepared in accordance with Sri Lanka Accounting Standards (SLFRS/LKAS).

**2.1.3 Going concern**

As discussed in detail under Note 7.2 to the financial statements, the management has made a full impairment provision for investment in commercial papers amounting to Rs.230,633,238/- as the recoverability is in doubt. The legal case filed to recover the same is at hearing stage as at the reporting date.





**CEYBANK SAVINGS PLUS FUND**  
**SIGNIFICANT ACCOUNTING POLICIES TO THE FINANCIAL STATEMENTS**

The Fund's management has made an assessment of its ability to continue as a going concern and is satisfied that it has the resources to continue in business for the foreseeable future. Furthermore, management is not aware of any material uncertainties that may cast significant doubt upon the Fund's ability to continue as a going concern and they do not intend either to liquidate or to cease operations of the Fund.

Management of the fund has assessed the potential impact of COVID 19 on the fund's operations, and is confident that it will not impact the going concern ability of the fund. Therefore, the financial statements continue to be prepared on the going concern basis.

**2.2 Statement of comprehensive income**

**2.2.1 Revenue recognition**

Interest income is recognized in profit or loss for all financial instruments measured at amortized cost using the effective interest rate method, which is the rate that exactly discounts estimated future cash receipts through the expected life of the financial instruments to the net carrying amount of the financial asset interest reflects the income earned on cash held at Bank and on direct fixed interest investments.

**2.2.2 Expenditure recognition**

All expenses, including management fees, trustee fees and custodian fees, are recognized in profit or loss on accrual basis.

**2.2.3 Taxation**

The charge for taxation is based on the results for the year as adjusted for disallowable items. With the enactment of the new Inland Revenue Act No 24 of 2017, effective 01 April 2018, an eligible unit trust would not be liable for income tax on any income which is a pass through to its unitholders. Accordingly, post 31 March 2018, the Fund has considered all income as being a pass through its unitholders.

**2.2.4 Distribution**

In accordance with the trust deed, the Fund distributes income adjusted for amounts determined by the Ceybank Asset Management Limited, to unitholders by cash or reinvestment. The distributions are recognized in statement of changes in unitholders' funds as finance costs attributable to unitholders.

**2.2.5 Increase/(decrease)in net assets attributable to unitholders**

Income not distributed is included in net assets attributable to unitholders. Movements in net assets attributable to unitholders are recognized in statement of changes in unitholders' funds.

**2.3 Statement of financial position**

**2.3.1 Financial instruments**

The Fund's principal financial assets comprise investments in trading securities and cash at bank. The main purpose of these financial instruments is to generate a return on the investment made by unitholders. The Fund's principal financial liabilities comprise amounts attributable to unitholders, which are the amounts owed to unitholders of the Fund.



## SIGNIFICANT ACCOUNTING POLICIES TO THE FINANCIAL STATEMENTS

**2.3.1.1 Classification**

SLFRS 9 requires all financial assets, except equity instruments and derivatives, to be assessed based on a combination of the Fund's business model for managing the assets and the instruments' contractual cash flow characteristics and categorized as;

- Debt instruments at Amortized Cost
- Debt instruments at Fair Value through Other Comprehensive Income (FVOCI), with gains or losses recycled to profit or loss on de-recognition
- Equity instruments at FVOCI, with no recycling of gains or losses to profit or loss on de-recognition
- Financial Assets at Fair Value through Profit or Loss (FVTPL)

On initial recognition, a financial asset is classified as measured at amortized cost, FVOCI or FVTPL.

Financial assets are not re-classified subsequent to their initial recognition unless the Fund changes its business model for managing financial assets in which case all affected financial assets are re-classified on the first day of the first reporting period following the change in the business model.

A financial asset is measured at amortized cost if it meets both of the following conditions:

- It is held within a business model whose objective is to hold assets to collect contractual cash flows; and
- Its contractual terms give rise on specified dates to cash flows that are solely payments of principal and interest on the principal amount outstanding.

The financial assets of the Fund are classified as financial assets at amortized cost which include repurchase agreements, commercial papers and money market saving instruments.

**2.3.1.1.1 Financial assets at amortized cost**

In line with the requirements of SLFRS-09, the Fund applies the amortized cost method to measure the financial assets for which an entity has a business model to hold the financial asset to collect the contractual cash flows. The characteristics of the contractual cash flows are that of solely payments of the principal amount and interest (referred to as "SPPI").

- Principal is the fair value of the instrument at initial recognition.
- Interest is the return within a basic lending arrangement and typically consists of consideration for the time value of money, and credit risk. It may also include consideration for other basic lending risks such as liquidity risk as well as a profit margin.

The Fund determines its business model at the level that best reflect how it manages a group of financial assets to achieve its business objective.





**2.3.1.2 Recognition/de-recognition**

The Fund recognizes financial assets and financial liabilities on the date it becomes party to the contractual agreement (trade date) and recognizes changes in fair value of the financial assets or financial liabilities from this date.

Investments are de-recognized when the right to receive cash flows from the investments has expired or the Fund has transferred substantially all risks and rewards of ownership.

Financial liabilities at fair value through profit or loss are de-recognized when the obligation specified in the contract is discharged or has expired.

Realized gains and realized losses on de-recognition are determined using the weighted average method and are included in the profit or loss in the period in which they arise. The realized gain is the difference between an instrument's weighted average cost and disposal amount.

**2.3.2 Impairment of financial assets**

At each reporting date, the Fund assesses to ascertain whether the financial assets carried at amortized cost are credit impaired. A financial asset is 'credit impaired' when one or more events that have a detrimental impact on the estimated future cash flows of the financial asset have occurred. Loss allowances for financial assets measured at amortized cost are deducted from the gross carrying amount of the assets.

Management considers the probability of default to be close to zero as the counterparties have a strong capacity to meet their contractual obligations in the near term. As a result, no loss allowance has been recognized based on 12-month expected credit losses as any such impairment would be wholly insignificant to the Fund.

**2.3.3 Unitholders' funds and net assets attributable to unitholders**

Unitholders' funds have been calculated as the difference between the carrying amounts of the assets and the carrying amounts of the liabilities, other than those due to unitholders, as at the date.

Units can be issued and redeemed based on the Fund's net asset value per unit, calculated by dividing the net assets of the Fund calculated in accordance with the valuation guidelines issued by the Unit Trust Association of Sri Lanka and approved by the Securities and Exchange Commission of Sri Lanka, by the number of units in issue.

Dividends to unitholders are declared according to the explanatory memorandum. Distribution to unitholders is recognized in the statement of changes in unitholders' funds. Income not distributed is included in net assets attributable to unitholders.

**2.3.4 Distribution**

In accordance with the trust deed, the Fund distributes income adjusted for amounts determined by the Ceybank Asset Management Limited, to unitholders by cash or reinvestment.

**2.3.5 Increase/decrease in net assets attributable to unitholders**

Income not distributed is included in net assets attributable to unitholders. Movements in net assets attributable to unitholders are recognized in statement of changes in unitholders' funds.



## SIGNIFICANT ACCOUNTING POLICIES TO THE FINANCIAL STATEMENTS

**2.3.6 Cash and cash equivalents**

Cash and cash equivalents in the statement of financial position comprise cash at Bank and interest accrued on cash held in Bank.

For the purpose of the statement of cash flows, cash and cash equivalents consist of cash and cash equivalents as defined above.

Payments and receipts relating to the purchase and sale of investment securities are classified as cash flows from operating activities, as movements in the fair value of these securities represent the Fund's main income generating activity.

**2.3.7 Payables**

Payables include liabilities and accrued expenses owed by the Fund which are unpaid as at the end of the reporting period.

The distribution amount payable to unitholders as at the end of each reporting period is recognized separately in the statement of financial position when unitholders are presently entitled to the distributable income under the trust deed.

**2.3.8 Applications and redemptions**

Applications received for units in the Fund are recorded net of any entry fees payable prior to the issue of units in the Fund. Redemptions from the Fund are recorded as gross of any exit fees payable after the cancellation of units redeemed.

**2.3.9 Significant judgements and estimates**

Management considers credit, liquidity and market risk and assesses the impact on valuation of investments when determining the fair value. Following is the key source of estimation uncertainty at the date of the statement of financial position, that have a significant risk of causing a material adjustment to the carrying amount of assets and liabilities within the next financial year.

**3. FINANCIAL RISK MANAGEMENT**

The Fund's activities are exposed to a variety of financial risks: market risk (including price risk and interest rate risk), credit risk and liquidity risk.

The Fund's overall risk management program focuses on ensuring compliance with the Fund's product disclosure statement and seeks to maximize the returns derived for the level of risk to which the Fund is exposed. Financial risk management is carried out by the management company.

The Fund uses different methods to measure different types of risks to which it is exposed. These methods include sensitivity analysis in the case of interest rate and other price risks and rating analysis for credit risk.





## SIGNIFICANT ACCOUNTING POLICIES TO THE FINANCIAL STATEMENTS

## 3.1 Market risk

## 3.1.1 Fund's exposure to interest rate risk

The Fund is exposed to cash flow interest rate risk on financial instruments with variable interest rates. Financial instruments with fixed rates exposed the Fund to fair value interest rate risk. The Fund's interest-bearing financial assets expose it to risks associated with the effects of fluctuations in the prevailing levels of market interest rates on its financial position and cash flows. The risk is measured using sensitivity analysis.

The Fund's policy is to hold all its net assets attributable to unitholders invested in debt/equity securities. The table below summarizes the Fund's exposure to interest rate risks. It includes the Fund's assets and liabilities at fair values, categorized by the earlier contractual reprising or maturity dates.

As at 31 <sup>st</sup> December, 2021	Floating interest Rs.	Fixed interest Rs.	Non- interest Rs.	Total Rs.
Financial assets				
Cash and cash equivalents	Nil	Nil	327,942	327,942
Financial assets at amortized cost	Nil	4,508,384	Nil	4,508,384
<b>Total exposure</b>	<b>Nil</b>	<b>4,508,384</b>	<b>327,942</b>	<b>4,836,326</b>

## 3.2 Summarized sensitivity analysis

The following table summarizes the sensitivity of the Funds operating profit and net assets attributable to unitholders to interest rate risk and other price risk. The reasonably possible movements in the risk variables have been determined based on management's best estimate, having regard to a number of factors, including historical levels of changes in interest rates, historical correlation of the Fund's investment with the relevant benchmark and market volatility. However, actual movements in the risk variables may be greater or less than it is anticipated due to a number of factors, including unusually large market shocks resulting from changes in performances and correlation between the performances of the economies, markets and securities in which the Fund invests. As a result, historic variations in risk variables should not be used to predict future variations in the risk variables.

Impact on operating profit/net assets  
attributable to unitholders' on interest  
rate risk 31<sup>st</sup> December, 2021  
Rs.

Change in interest rate of the trust's investment in  
trading securities:

+1.5%

3,571

-1.5%

(3,571)





### 3.3 Credit risk

The Fund is exposed to credit risk, which is the risk the counterparty will be unable to pay amounts in full when they fall due.

The main concentration of credit risk, to which the Fund is exposed, arises from the Fund's investment in debt securities, cash and cash equivalents, amounts due from brokers and other receivables.

#### 3.3.1 Debt securities

The Fund invests in debt securities which have an investment grade categorization as rated by Fitch ICRA Lanka and Lanka Rating Agency. An analysis of debt by rating is set out in the table below:

31 <sup>st</sup> December, 2021			
Commercial paper rating	Dealer	Rating agency	Amount Rs.
RD	Kotagala Plantation PLC	Fitch ICRA Lanka	230,633,238

The investment in Kotagala Plantation PLC has been impaired as of the reporting date as disclosed in Note 7 to the financial statements.

#### 3.3.2 Cash and cash equivalents

All counterparties have a rating of AA- as determined by the fitch rating agency. However, in accordance with the Fund's policy, the investment manager monitors the Fund's credit position on a daily basis, to maintain credit risk at a minimum level.

### 3.4 Liquidity risk

Liquidity risk is the risk that the Fund may not be able to generate sufficient cash resources to settle its obligations in full as they fall due or can only do so on terms that are materially disadvantageous.

The Fund is exposed to daily cash redemptions of units. It, therefore, primarily holds investments that are traded in an active market and can be readily disposed. Only a limited proportion of its assets is held in investments not actively traded on a stock exchange.

Units are redeemed on demand at the unitholders' option. However, the Board of Directors does not envisage that the contractual maturity disclosed in the table below will be representative of the actual cash outflows, as holders of these instruments typically retain them from the medium to a long-term.

The table below analyses the Fund's non-derivative financial liabilities into relevant maturity groupings based on the remaining period at the end of the reporting period. The amounts in the table are the contractual undiscounted cash flows.

31 <sup>st</sup> December, 2021	Less than one month Rs.	01 to 06 months Rs.	06 to 12 months Rs.	Total Rs.
<b>Accrued expenses</b>				
- Other payable to CAML	Nil	Nil	429,853	429,853
- Other creditors	Nil	99,792	10,888	110,680
<b>Contractual cash flows (Excluding gross settled derivatives)</b>	Nil	99,792	440,741	540,533



		2021 Rs.	2020 Rs.
<b>4. INCOME ON FINANCIAL ASSETS</b>			
Interest income on financial assets	<b>Note 4.1</b>	<u>238,070</u>	<u>14,449,675</u>
<b>4.1 Interest income on financial assets</b>			
Interest from			
- Repurchase agreements		238,070	283,350
- Commercial papers		-	14,166,325
		<u>238,070</u>	<u>14,449,675</u>

**5. NET ASSETS ATTRIBUTABLE TO UNITHOLDERS**

Movements in the number of units and net assets attributable to unitholders during the year were as follows:

	From 1st January, 2021 to 31st December, 2021		From 1st January, 2020 to 31st December, 2020	
	Number	Rs.	Number	Rs.
Opening balance	16,161,939	4,191,070	16,216,437	222,641,316
Creations	-	-	-	-
Redemptions	-	-	(54,498)	(754,387)
Increase/(decrease) in net assets attributable to unitholders	-	104,723	-	(217,695,859)
Closing balance	<u>16,161,939</u>	<u>4,295,793</u>	<u>16,161,939</u>	<u>4,191,070</u>

As stipulated within the trust deed, each unit represents a right to an individual share in the Fund and does not extend to a right to the underlying assets of the Fund. There are no separate classes of units and each unit has the same rights attaching to it as all other units of the Fund.

**5.1 Capital risk management**

The Fund considers its net assets attributable to unitholders as capital, notwithstanding net assets attributable to unitholders are classified as a liability. The amount of net assets attributable to unitholders can change significantly on a daily basis as the Fund is subject to daily applications and redemptions at the discretion of unitholders.

Daily applications and redemptions are reviewed relative to the liquidity of the Fund's underlying assets on a daily basis by the responsible entity. In terms of the Fund constitution, the responsible entity has the discretion to reject an application for units and to defer or adjust a redemption of units if the exercise of such discretion is in the best interests of the unitholders.







	As at 31.12.2021 Rs.	As at 31.12.2020 Rs.
<b>6. CASH AND CASH EQUIVALENTS</b>		
Cash at bank - Bank of Ceylon		
- Bank A/C - Operation	292,004	122,626
- Bank A/C - Redemption	20,938	20,938
- Bank A/C - Income distribution	15,000	15,000
	<u>327,942</u>	<u>158,564</u>

**7. FINANCIAL ASSETS AT AMORTIZED COST**

Investment in repurchase agreements	Note 7.1	4,508,384	4,555,913
Investment in commercial papers	Note 7.2	-	-
		<u>4,508,384</u>	<u>4,555,913</u>

**7.1 Investment in repurchase agreements**

As at 31st December, 2021

Dealer	Yield	Investment date	Maturity date	Cost Rs.	Recoverable amount Rs.
Union Bank of Colombo PLC	6.80%	22-Dec-21	21-Jan-22	4,500,000	4,508,384
				<u>4,500,000</u>	<u>4,508,384</u>

As at 31st December, 2020

Dealer	Yield	Investment date	Maturity date	Cost Rs.	Recoverable amount Rs.
Union Bank of Colombo PLC	4.50%	23-Dec-20	6-Jan-21	4,550,863	4,555,913
				<u>4,550,863</u>	<u>4,555,913</u>

**7.2 Investment in commercial papers**

As at 31st December, 2021

Company	Yield	Investment Date	Maturity Date	Cost Rs.	Recoverable amount Rs.
Kotagala Plantation PLC	14.00%	30-Apr-2020	28-May-2020	228,182,619	230,633,238
Provision for impairment				-	(230,633,238)
				<u>228,182,619</u>	<u>-</u>

On 28th May 2020, The Fitch Rating Sri Lanka has downgraded Kotagala Plantations PLC's National Long-Term Rating to 'RD(lka)' (Restricted Default) from 'CC(lka)'. The National Rating on its outstanding senior secured debentures have been downgraded to 'C(lka)' from 'CC(lka)' to reflect low recovery prospects amidst significant prior ranking and secured debt.

On 28th May 2020, the investment in commercial papers in Kotagala Plantations PLC has got matured. Despite the request made by the Fund to settle the due maturity proceeds, Kotagala Plantations PLC has deferred such payment citing difficulties faced by them.





**7. FINANCIAL ASSETS AT AMORTIZED COST (CONTD....)**

The Fund is of the view that the recoverability of this amount from Kotagala Plantations PLC in the short term is doubtful since The Fitch Rating Sri Lanka has downgraded National Long-Term Rating of Kotagala Plantations PLC due to liquidity issues.

Hence, a full provision has been made as at mid June 2020 for the maturity value due from Kotagala Plantations PLC and initiated legal action against them for recovery of dues. The legal case on the same is at hearing stage as of the reporting date.

As at 31st December, 2020

Company	Yield	Investment Date	Maturity Date	Cost Rs.	Recoverable amount Rs.
Kotagala Plantation PLC	14.00%	30-Apr-2020	28-May-2020	228,182,619	230,633,238
Provision for impairment				-	(230,633,238)
				<u>228,182,619</u>	<u>-</u>
				As at 31.12.2021 Rs.	As at 31.12.2020 Rs.

**8. TAX RECOVERABLE**

Balance as at the beginning of the year	2,192,525	2,192,525
Add: Income tax expense for the year	-	-
	<u>2,192,525</u>	<u>2,192,525</u>
Less: Provision for tax recoverable	(2,192,525)	(2,192,525)
Balance as at the end of the year	<u>-</u>	<u>-</u>

**9. OTHER PAYABLES**

Other payables to UTMCL	429,853	412,727
Other creditors	110,680	110,680
	<u>540,533</u>	<u>523,407</u>

**10. UNRECOGNIZED CONTRACTUAL COMMITMENTS**

There were no unrecognized contractual commitments as at the reporting date.

**11. CONTINGENT LIABILITIES AND CONTINGENT ASSETS**

**11.1 Contingent liabilities**

There were no contingent liabilities as at the reporting date.

**11.2 Contingent assets**

There were no contingent assets as at the reporting date.

**12. EVENTS OCCURRING AFTER THE REPORTING PERIOD**

No circumstances have arisen, since the reporting date which would require adjustments or disclosures in the financial statements.



**13. RELATED PARTY TRANSACTIONS**

**13.1 Responsible entity**

The responsible entity of Ceybank Savings Plus Fund is Ceybank Asset Management Limited.

**13.2 Key management personnel**

**a) Directors**

Key management personnel include persons who were directors of Ceybank Asset Management Limited at any time during the financial year.

- Mr. N.A Fernando - Chairman	- Mr. G.A. Jayashantha
- Mr. I.C.C. Ferdinands - CEO/Executive Director	- Mr. R.M.N. Jeewantha
- Ms. Vasantha Govindan	- Mr. A.D. Perera

**b) Other key management personnel**

There were no other persons with responsibility for planning, directing and controlling the activities of the Fund, directly or indirectly during the financial year.

**13.3 Key management personnel unitholdings**

The key management personnel of Ceybank Asset Management Limited have not held any units in the Fund.

**13.4 Other transactions within the Fund**

Apart from those details disclosed in this note, no key management personnel have entered into a material contract with the Fund during the financial year and there were no material contracts involving key management personnel interest existing at year end.

**13.5 Related party unitholding**

The management company of Ceybank Savings Plus Fund did not hold any units in the Fund.

**13.6 Key management personnel compensation**

Key management personnel are paid by Ceybank Asset Management Limited. Payments made from the Fund to Ceybank Asset Management Limited do not include any amounts directly attributable to the compensation of the key management personnel.

Name of related company	Relationship	Transaction	Amount (Rs.)	
			2021	2020
Ceybank Asset Management Limited	Managing company	Management fee	-	788,637
Bank of Ceylon	Custodian	Custodian fee	-	105,000
National Savings Bank	Trustee	Trustee fee	-	157,727

**14. COMPARATIVE INFORMATION**

Comparative information of the Fund has been re-classified wherever necessary to conform to the current year's presentation/classification.

**15. RECONCILIATION BETWEEN THE NET ASSET VALUE AS PER FINANCIAL STATEMENTS AND THE PUBLISHED NET ASSET VALUE**

	As at 31.12.2021 Rs.	As at 31.12.2020 Rs.
Net asset value as per financial statements	4,295,793	4,191,070
Audit fee adjustment	99,792	4,831
Published net asset value	4,395,585	4,195,901
No of units outstanding	16,161,939	16,161,939
Published net asset value per unit	0.27	0.26





# CEYBANK SAVINGS PLUS FUND


## Annual Report & Accounts 2021

### DECLARATION BY TRUSTEES AND MANAGING COMPANY

Declaration by Trustees and Management Company as per SEC circular No 02/2009 on Guidelines for Trustees and Management Companies of Unit Trust Funds.

National Savings Bank the Trustee and Ceybank Asset Management Ltd the Managers of Ceybank Unit Trust Funds hereby declare that;

1. The requirements of the Guidelines for Trustees and Managing Companies of Unit Trust Funds set by the Securities and Exchange Commission of Sri Lanka have been complied with during the year.
2. The transactions were and will be carried out at arm's length basis and on terms which are best available for the Fund, as well as act, at all times, in the best interest of the fund's unit holders.



Ceybank Unit Trust Funds

A handwritten signature in blue ink.

General Manager/Compliance Officer  
Ceybank Asset Management Ltd



CEYBANK SAVINGS PLUS FUND  
Annual Report & Accounts 2021  
MANAGEMENT TEAM

**CEYBANK ASSET MANAGEMENT LTD**

**MANAGEMENT TEAM**

**CEO / EXECUTIVE DIRECTOR**

Ian Ferdinands  
Chartered Marketer  
Certified e Marketer  
MBA(Finance)

**General Manager**

Ravindra Hettiarachchi  
Chartered Finalist (ICASL)  
B.Sc (Mgt) Sp. Hons  
MBA

**Accountant**

Rohan Kumara Ekanayaka  
Associate Chartered Accountant  
(ICASL)  
B.Sc. Accounting (Sp.)

**Fund Manager**

Kanchana Karannagoda  
B.Sc. B. Admin. Sp. (Finance) Hons  
CIMA, CGMA

**Marketing Manager**

Kumudu Kekirideniya  
Dip.in Marketing (UK),  
MICM (UK)

**Registrar**

Pamudi Kariyawasam

**IT Manager**

Sameera Fernanndo