



ANNUAL REPORT

2019

“The SEC in granting approval does not extend to either endorsing or ratifying the accuracy of the specific details set out therein, and that the management company remains at all times responsible for the specific details set out in the Annual Report.”

CONTENTS

Corporate Information	1
Report of the Manager	2
Report of the Auditors	3
Statement of Comprehensive Income	4
Statement of Financial Position	5
Statement of Changes in Unit holders Funds	6
Statement of Cash Flow	7
Notes to the Financial Statements	8
Declaration by Trustee and Managing Company	9
Management Team	10

CEYBANK SURAKUM FUND
Annual Report & Accounts 2019
CORPORATE INFORMATION

TRUSTEE

National Savings Bank
Savings House, 255, Galle Road
Colombo 03

FUND MANAGERS & REGISTRAR

Ceybank Asset Management Ltd
Reg. No PV 3326
No 85, York Street, Colombo -1
Tel : 011- 760 2000-2, Fax : 011- 2327203
E.mail : info@ceybank.com
Web: www.ceybank.com

**DIRECTORS OF THE
MANAGEMENT COMPANY**

Mr. P.S.C. Pelpola
Chairman

Mr. C. Sathkumara
CEO/Executive Director

Mr. K. B. S. Bandara
(Nominee - Bank of Ceylon)

Mr. D. P. K. Gunasekera
(Nominee - Bank of Ceylon)

Ms. Vasantha Govindan
(Nominee - Unit Trust of India)

Mr. R. D. M. U. M. M. Bandara
(Nominee - Sri Lanka Insurance)

**MEMBERS OF
THE INVESTMENT ADVISORY PANEL**

Mr. Hari Selvanathan
Deputy Chairman
Carson Cumberbatch PLC

Mr. S N P Palihena
Former General Manager
Bank of Ceylon

AUDITORS
BDO Partners
Chartered Accountants

TAX CONSULTANTS
Ernst & Young
Chartered Accountants

BANKERS & CUSTODIAN
Bank of Ceylon

LAWYERS

F. J. & G. De Saram
Attorneys –at-Law

Nithya Partners
Attorneys –at-Law

CEYBANK SURAKUM FUND - Annual Report 2019

REPORT OF THE MANAGER

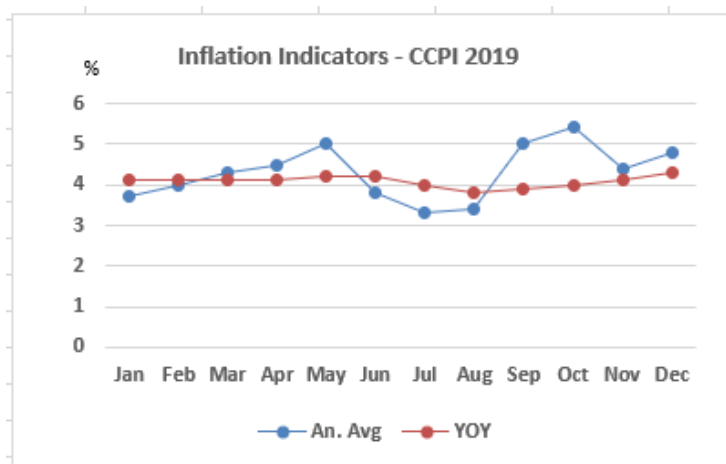
We have great pleasure in presenting the Manager's Report and Audited Accounts of the Ceybank Surakum Fund for the period 1st January 2019 to 31st December 2019.

The Net Asset Value per unit of your Fund appreciated by 8.62% during the period.

Economy

The Sri Lankan Economy recorded an Annual GDP growth of 2.3% in 2019, lower than the growth of 3.3% achieved in 2018 (base year=2010). Sector wise, Industry grew by 2.7%, Services expanded by 2.3%, while Agriculture grew by a mere 0.6%.

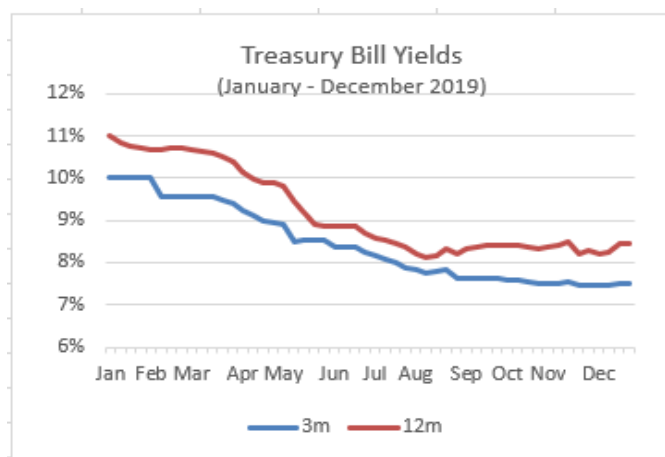
Average Annual Inflation measured by the CCPI, which was at 4.1% at the beginning of the year remained mostly unchanged during the period and closed the year at 4.3% as at end December 2019.



(Source: CBSL)

Market interest rates declined during the year. The benchmark 12-month Treasury bill rate which was at 10.99% p.a. at the beginning of the year declined gradually, mainly due to intervention by Central Bank. The rates dropped by 254 basis points, to close at 8.45% p.a. at the end of the year. Long term Treasury bond yields also moved in tandem with the Treasury Bills during this period.

Overnight call money rates generally traded within a range of 7.10% and 9.00% p.a. The exchange rate which was at 182.9113 (Rs/US\$) at the beginning of 2019, appreciated marginally, to 181.6340 (Rs/US\$), as at end December 2019.



(Source: CBSL)

Central Bank key policy rates were changed three times during the year. In March 2019 the Bank reduced the Statutory Reserve Requirement (SRR) for Commercial Banks by 100 bps (to 5%), the Standing Deposit Facility Rate (SDFR) and Standing Lending Facility Rate (SLFR) were reduced twice in May and August by a total of 100 bps. The SRR was 5% while the SDFR and SLFR at the end of the year were 7% and 8% respectively.

Fund Performance

The Net Asset Value per unit of your Fund appreciated by 8.62% during the period under review. The Fund generated Rs 11.10 million as net operating profit before taxes during the period. The Fund was mainly invested in a mix of Treasury bill Repurchase Agreements with maturities less than 12 months.

Future Outlook

At the time of this report being finalized, the Covid 19 pandemic has spread widely across the globe affecting lives and livelihoods extensively due to the economic fallout.

The Sri Lanka's Annual GDP is expected to contract by 1.5% in 2020.

While Sri Lanka is planning to move into import substitution of some goods, the policies will need to be fashioned out more clearly. The postponed General election is expected to take place in the near future. Sri Lanka has its unique set of challenges with exports hit hard due to the Apparel sector facing the cancellation of large orders, and the collapse of Tourism, as the world reacts to a spreading corona virus pandemic. The volatile financial markets and the country's looming debt repayments due in 2020 are further concerns.

The future outlook on growth will depend largely on how the external factors and Debt is managed and also how industries survive the crisis, as they transform to meet the new realities. Government stimulus to affected sectors will play an important role in the recovery.

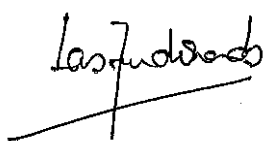
While the drop in crude oil prices globally is a favorable factor especially for power generation, the weather will have a greater impact on the agriculture sector and food production. Pressure on the rupee too is likely to continue as large foreign debt repayments are due in 2020, unless larger debt components are re scheduled.

Market interest rates could remain flat for most of the year as the Government crowds out the private sector, in an attempt to kick start the economy. The Government is likely to increase its borrowing program to repay earlier debt, and also spend on its proposed development programs of infrastructure and employment generation. Rates could rise slowly towards the second half of the year. Taking these factors into account, the Fund is currently invested in short term Treasury bills Repurchase Agreements. The objective of the Fund is to provide liquidity and maximize returns for the investor. The Managers will continue to monitor the changing environment to address any change required in the asset allocation in order to meet the Fund objective.

Management

We take this opportunity to thank our valued unit holders for the confidence placed in us, which has been a great source of encouragement. We believe we will be able to provide a consistent return to the unit holders. We also place on record our appreciation for the unstinted support and cooperation extended by the Securities and Exchange Commission of Sri Lanka, the Trustee, National Savings Bank and Custodian Bank of Ceylon.

Our sincere appreciation is also due to the stakeholders and the Board of Directors for their support. Our achievements would not have been possible without the skills and commitment of the Management Team. We take great pleasure in thanking them for their contribution and dedication throughout the year and look forward to their support in the coming year too.



Ian Ferdinands

Acting CEO (w.e.f.16.07.2020)

28th Aug 2020



Tel : +94-11-2421878-79-70
+94-11-2387002-03
Fax : +94-11-2336064
E-mail : bdopartners@bdo.lk
Website : www.bdo.lk

Chartered Accountants
"Charter House"
65/2, Sir Chittampalam A Gardiner Mawatha
Colombo 02
Sri Lanka

INDEPENDENT AUDITOR'S REPORT TO THE UNITHOLDERS OF CEYBANK SURAKUM FUND

Report on the Audit of the Financial Statements

Opinion

We have audited the financial statements of Ceybank Surakum Fund ("the Fund"), which comprise the statement of financial position as at 31st December, 2019 and the statement of comprehensive income, statement of changes in unitholders' fund and statement of cash flows for the year then ended, and notes to the financial statements, including a summary of significant accounting policies as set out on pages 5 to 16.

In our opinion, the accompanying financial statements give a true and fair view of the financial position of the Fund as at 31st December, 2019, and of its financial performance and its cash flows for the year then ended in accordance with Sri Lanka Accounting Standards.

Basis for Opinion

We conducted our audit in accordance with Sri Lanka Auditing Standards (SLAuSs). Our responsibilities under those standards are further described in the Auditor's Responsibilities for the Audit of the Financial Statements section of our report. We are independent of the Fund in accordance with the ethical requirements of the Code of Ethics issued by CA Sri Lanka (Code of Ethics) that are relevant to our audit of the financial statements, and we have fulfilled our other ethical responsibilities in accordance with the Code of Ethics. We believe that the audit evidence we have obtained is sufficient and appropriate to provide a basis for our opinion.

Responsibilities of Management and Those Charged with Governance for the Financial Statements

Ceybank Asset Management Limited ("Management") and the Trustee of the Unit Trust are responsible for the preparation of financial statements that give a true and fair view in accordance with Sri Lanka Accounting Standards, and for such internal control as management determines is necessary to enable the preparation of financial statements that are free from material misstatement, whether due to fraud or error.

In preparing the financial statements, management is responsible for assessing the Fund's ability to continue as a going concern, disclosing, as applicable, matters related to going concern and using the going concern basis of accounting unless management either intends to liquidate the Fund or to cease operations, or has no realistic alternative but to do so.

Those charged with governance are responsible for overseeing the Fund's financial reporting process.

Auditor's Responsibilities for the Audit of the Financial Statements

Our objectives are to obtain reasonable assurance about whether the financial statements as a whole are free from material misstatement, whether due to fraud or error, and to issue an auditor's report that includes our opinion. Reasonable assurance is a high level of assurance, but is not a guarantee that an audit conducted in accordance with SLAuSs will always detect a material misstatement when it exists. Misstatements can arise from fraud or error and are considered material if, individually or in the aggregate, they could reasonably be expected to influence the economic decisions of users taken on the basis of these financial statements.

BDO Partners, a Sri Lankan Partnership, is a member of BDO International Limited, a UK company limited by guarantee, and forms part of the international BDO network of independent member firms.

Partners : Sujeewa Rajapakse FCA, FCMA, MBA. Ashane J.W. Jayasekara FCA, FCMA (UK), MBA. H. Sasanka Rathnaweera FCA, ACMA. R. Vasanthakumar Bsc (Acc), ACA. F. Sarah Z. Afker ACA, ACMA (UK), CGMA, MCSI (UK). M.N. Mohamed Nabeel ACA. D. Jerad N. Dias ACA.



As part of an audit in accordance with SLAuSs, we exercise professional judgment and maintain professional skepticism throughout the audit. We also:

- Identify and assess the risks of material misstatement of the financial statements, whether due to fraud or error, design and perform audit procedures responsive to those risks, and obtain audit evidence that is sufficient and appropriate to provide a basis for our opinion. The risk of not detecting a material misstatement resulting from fraud is higher than for one resulting from error, as fraud may involve collusion, forgery, intentional omissions, misrepresentations, or the override of internal control.
- Obtain an understanding of internal control relevant to the audit in order to design audit procedures that are appropriate in the circumstances, but not for the purpose of expressing an opinion on the effectiveness of the Fund's internal control.
- Evaluate the appropriateness of accounting policies used and the reasonableness of accounting estimates and related disclosures made by management.
- Conclude on the appropriateness of management's use of the going concern basis of accounting and, based on the audit evidence obtained, whether a material uncertainty exists related to events or conditions that may cast significant doubt on the Fund's ability to continue as a going concern. If we conclude that material uncertainty exists, we are required to draw attention in our auditor's report to the related disclosures in the financial statements or, if such disclosures, are inadequate, to modify our opinion. Our conclusions are based on the audit evidence obtained up to the date of our auditor's report. However, future events or conditions may cause the Fund to cease to continue as a going concern.
- Evaluate the overall presentation, structure and content of the financial statements, including the disclosures, and whether the financial statements represent the underlying transactions and events in a manner that achieves fair presentation.

We communicate with those charged with governance regarding, among other matters, the planned scope and timing of the audit and significant audit findings, including any significant deficiencies in internal control that we identify during our audit.

Report on Other Legal and Regulatory Requirements

As required by the Unit Trust code of September, 2011 issued by the Securities and Exchange Commission of Sri Lanka under the Act No.36 of 1987 and the Trust Deed, we have obtained all the information and explanations that were required for the audit and, as far as appears from our examination, proper accounting records have been kept by the Fund.

BDO Partners

CHARTERED ACCOUNTANTS

Colombo 02

28th August, 2020

HSR/tn

CEYBANK SURAKUM FUND
STATEMENT OF COMPREHENSIVE INCOME
FOR THE YEAR ENDED 31ST DECEMBER , 2019

Page 1

	Note	2019 Rs.	2018 Rs.
Income on Financial Assets	4	12,453,611	18,013,871
Total Investment Income		<u>12,453,611</u>	<u>18,013,871</u>
Expenses			
Management Fee		(674,234)	(1,044,804)
Trustee and Custodian Fee		(382,270)	(469,441)
Audit Fee		(110,035)	(100,643)
Bank Charges		(9,750)	(50,613)
Notional Tax and ESC		-	(7,313,323)
Other Miscellaneous Expenses		(170,890)	(129,237)
		<u>(1,347,179)</u>	<u>(9,108,061)</u>
Profit before Tax		<u>11,106,432</u>	<u>8,905,810</u>
Income Tax Expense		-	(1,505,696)
Increase in Net Assets Attributable to Unitholders		<u><u>11,106,432</u></u>	<u><u>7,400,114</u></u>

Figures in brackets indicate deductions.

The accounting policies and notes on pages 05 to 16 form an integral part of these financial statements.

Colombo
28th August, 2020



CEYBANK SURAKUM FUND
STATEMENT OF FINANCIAL POSITION
AS AT 31ST DECEMBER, 2019

	Note	2019 Rs.	2018 Rs.
ASSETS			
Current Assets			
Cash and Cash Equivalents	7	542,022	467,085
Financial Assets at FVTPL	8	-	69,203,376
Financial Assets at Amortized Cost	9	140,598,538	60,738,582
Income Tax Receivable	10	-	-
Total Current Assets		<u>141,140,560</u>	<u>130,409,043</u>
Total Assets		<u>141,140,560</u>	<u>130,409,043</u>
UNITHOLDER'S FUNDS AND LIABILITIES			
Current Liabilities			
Other Payables	11	1,263,457	1,278,584
Total Current Liabilities		<u>1,263,457</u>	<u>1,278,584</u>
Unitholders' Fund			
Total Unitholders' Fund		<u>139,877,103</u>	<u>129,130,459</u>
Total Unitholders' Funds and Liabilities		<u>141,140,560</u>	<u>130,409,043</u>
Commitments and Contingencies	12 and 13		

The accounting policies and notes on pages 05 to 16 form an integral part of these financial statements.

The Board of Directors of the management company is responsible for the preparation and presentation of these Financial Statements.

The financial statements were approved by the management company and the trustee on 25th August, 2020 and 29th June, 2020 respectively.

.....
Director
Management Company

.....
Director
Management Company

Colombo
28th August, 2020
HSR/tn



CEYBANK SURAKUM FUND
STATEMENT OF CHANGES IN UNITHOLDERS' FUNDS
FOR THE YEAR ENDED 31ST DECEMBER , 2019

	Unit Capital Rs.	Retained Earnings Rs.	Total Rs.
Balance as at 01st January, 2018	390,302,937	21,921,543	412,224,480
Increase in Net Assets Attributable to UnitHolders	-	7,400,114	7,400,114
Received on Unit Creations	3,866,109	129,107	3,995,216
Paid on Unit Redemptions	(274,660,334)	(6,217,408)	(280,877,742)
Distributions to Unitholders	-	(13,611,609)	(13,611,609)
Balance as at 31st December, 2018	<u>119,508,712</u>	<u>9,621,747</u>	<u>129,130,459</u>
Increase in Net Assets Attributable to UnitHolders	-	11,106,432	11,106,432
Paid on Unit Redemptions	(323,538)	(36,250)	(359,788)
Balance as at 31st December, 2019	<u>119,185,174</u>	<u>20,691,929</u>	<u>139,877,103</u>

Figures in brackets indicate deductions.

The accounting policies and notes on pages 05 to 16 form an integral part of these financial statements.

Colombo
28th August, 2020



CEYBANK SURAKUM FUND
STATEMENT OF CASH FLOWS
FOR THE YEAR ENDED 31ST DECEMBER , 2019

Page 4

	2019 Rs.	2018 Rs.
Cash Flows from Operating Activities		
Interest Received	12,453,611	18,013,871
Net Investment in Financial Assets	(10,656,580)	275,365,256
Management Fee and Trustee's Fee Paid	(1,050,494)	(1,670,013)
Tax Paid	-	(924,398)
Other Expenses Paid	(311,812)	(421,095)
Net Cash Flow from Operating Activities	434,725	290,363,621
Cash Flow from Financing Activities		
Proceeds from Unit Creation	-	3,995,216
Proceeds from Unit Redemption	(359,788)	(280,877,742)
Dividends Paid	-	(13,611,609)
Net Cash Used in Financing Activities	(359,788)	(290,494,135)
Net Increase in Cash and Cash Equivalents	74,937	(130,514)
Cash and Cash Equivalents At the Beginning of the Year (Note A)	467,085	597,599
Cash and Cash Equivalents At the End of the Year (Note B)	542,022	467,085
At the Beginning		
Balance at Bank	467,085	597,599
At the End		
Balance at Bank	542,022	467,085

Figures in brackets indicate deductions.

The accounting policies and notes on pages 05 to 16 form an integral part of these financial statements.

Colombo
28th August, 2020



1. CORPORATE INFORMATION

1.1 General

Under Section 31A of the Securities and Exchange Commission of Sri Lanka, Act No.36 of 1987 as amended by the Act No.26 of 1991, the Act No.18 of 2003 and the Act No.47 of 2009, the Securities and Exchange Commission of Sri Lanka granted a license to operate the Fund to the Ceybank Asset Management Limited on 29th November, 2010. The Fund commenced its commercial operations on 02nd December, 2010. The registered office of the Management Company is located at 85, York Street, Colombo 01.

1.2 Principal Activities and Nature of Operations

The Fund is an Open-Ended Unit Trust and invests mainly in a portfolio consisting of treasury bills, treasury bonds and any other government or central bank securities or securities guaranteed by the government of Sri Lanka and repurchase agreements in relation to such bills, bonds and securities and the primary investment objective of the fund is to preserve capital and it provides a regular stream of dividend income bi-annually.

2. SUMMARY OF SIGNIFICANT ACCOUNTING POLICIES

2.1 General Accounting Policies

2.1.1 Basis of Preparation

The financial statements are prepared in accordance with and in compliance with Sri Lanka Accounting Standards (SLFRSs and LKASs) issued by the Institute of Chartered Accountants of Sri Lanka and adopted as directed by the Securities and Exchange Commission of Sri Lanka.

The financial statements are prepared on the basis of fair value measurement of assets and liabilities except where it is otherwise stated.

The statement of financial position is on a liquidity basis. Assets and liabilities are presented in decreasing order of liquidity and do not distinguish between the current and non-current. All balances are expected to be recovered or settled within twelve months, except for investments in financial assets and net assets attributable to unitholders. The amount expected to be recovered or settled within twelve months after the end of each reporting period cannot be reliably determined.

2.1.2 Statement of Compliance

The statement of comprehensive income of the company, complies with Sri Lanka Accounting Standards (SLFRs and LKASs).

2.2 Statement of Comprehensive Income

2.2.1 Revenue Recognition

Interest income is recognized in profit or loss for all financial instruments that are not held at fair value through profit or loss using the effective interest rate method, which is the rate that exactly discounts estimated future cash receipts through the expected life of the financial instruments to the net carrying amount of the financial asset) and the interest reflects income earned on cash held at bank and on direct fixed interest investments.

2.2.2 Expenditure Recognition

All expenses, including management fees, trustee fees and custodian fees, are recognized in the profit or loss on accrual basis.

2.2.3 Taxation

The charge for taxation is based on the results for the year as adjusted for disallowable items. With the enactment of the new Inland Revenue Act No 24 of 2017, effective 01 April 2018, an Eligible Unit Trust would not be liable for income tax on any income which is a pass through to its unitholders. Accordingly, post 31 March 2018, the Fund has considered all income as being a pass through its unit holders.

2.2.4 Distribution

In accordance with the trust deed, the Fund distributes income adjusted for amounts determined by the Ceybank Asset Management Limited, to unitholders by cash or reinvestment. The distributions are recognized in Statement of Changes in Unitholders' Fund.

2.2.5 Increase/(Decrease)in Net Assets Attributable to Unitholders

Income not distributed is included in net assets attributable to unitholders. Movements in net assets attributable to unitholders are recognized in Statement of Changes in UnitHolders' Funds.

2.3 Statement of Financial Position

2.3.1 Financial Instruments

The Fund's principal financial assets comprise investments in trading securities and cash at bank. The main purpose of these financial instruments is to generate a return on the investment made by Unitholders. The Fund's principal financial liabilities comprise amounts attributable to unitholders, which are the amounts owed to unitholders of the Fund.

2.3.1.1 Classification

SLFRS 9 requires all financial assets, except equity instruments and derivatives, to be assessed based on a combination of the Fund's business model for managing the assets and the instruments' contractual cash flow characteristics and categorized as;

- Debt instruments at Amortized Cost
- Debt instruments at Fair Value through Other Comprehensive Income (FVOCI), with gains or losses recycled to profit or loss on de-recognition
- Equity instruments at FVOCI, with no recycling of gains or losses to profit or loss on de-recognition
- Financial Assets at Fair Value through Profit or Loss (FVTPL)

On initial recognition, a financial asset is classified as measured at Amortized Cost, FVOCI or FVTPL. Financial assets are not re-classified subsequent to their initial recognition unless the Fund changes its business model for managing financial assets in which case all affected financial assets are re-classified on the first day of the first reporting period following the change in the business model.

A financial asset is measured at Amortized Cost, if it meets both of the following conditions:

- It is held within a business model whose objective is to hold assets to collect contractual cash flows; and
- Its contractual terms give rise on specified dates to cash flows that are solely payments of principal and interest on the principal amount outstanding.

The Fund's financial assets are classified under Amortized Cost include Repurchase Agreements and Money Market Saving Instruments.

All financial assets not classified as measured at Amortized Cost as described above are measured at FVTPL.

2.3.1.1.1 Financial Assets at Amortized Cost

In line with the requirements of the SLFRS-09, the Fund applies the Amortized Cost method to measure the Financial Assets for which an entity has a business model to hold the financial assets to collect the contractual cash flows. The characteristics of the contractual cash flows are that of Solely Payments of the Principal Amount and Interest (referred to as “SPPI”).

- Principal is the fair value of the instrument at initial recognition.
- Interest is the return within a basic lending arrangement and typically consists of consideration for the time value of money, and credit risk. It may also include consideration for other basic lending risks such as liquidity risk as well as a profit margin.

The Fund determines its business model at the level that best reflects how it manages a group of Financial Assets to achieve its business objective.

2.3.1.1.2 Financial Assets at Fair Value through Profit or Loss (FVTPL)

Financial Assets at Fair Value through Profit or Loss at inception are those that are managed and their performance evaluated on a fair value basis in accordance with the Fund’s documented investment strategy. The Fund’s policy is for the responsible entity to evaluate the information about these financial instruments on a fair value basis together with other related financial information.

The Fund makes short sales in which a borrowed security is sold in anticipation of a decline in the market value of that security, or it may use short sales for various arbitrate transactions. Short sales are classified as financial liabilities at fair value through profit or loss.

2.3.1.2 Recognition/De-recognition

The Fund recognizes financial assets and financial liabilities on the date it becomes a party to the contractual agreement (trade date) and recognizes changes in fair value of the financial assets or financial liabilities from this date.

Investments are de-recognized when the right to receive cash flows from the investments has expired or the Fund has transferred substantially all risks and rewards of ownership.

Financial liabilities at fair value through profit or loss are de-recognized when the obligation specified in the contract is discharged or has expired.

2.3.2 Impairment of Financial Assets

At each reporting date, the Fund assesses to ascertain whether the financial assets carried at Amortized Cost are credit impaired. A financial asset is ‘credit impaired’ when one or more events that have a detrimental impact on the estimated future cash flows of the financial asset have occurred. Loss allowances for financial assets measured at Amortized Cost are deducted from the gross carrying amount of the assets.

Management considers the probability of default to be close to zero as the counterparties have a strong capacity to meet their contractual obligations in the near term. As a result, no loss allowance has been recognized based on 12-month expected credit losses as any such impairment would be wholly insignificant to the Fund.

2.3.3 Unitholders’ Funds and Net Assets Attributable to Unitholders

Unitholders’ funds have been calculated as the difference between the carrying amounts of the assets and the carrying amounts of the liabilities, other than those due to Unitholders, as at the reporting date.

Units can be issued and redeemed based on the Fund's net asset value per unit, calculated by dividing the net assets of the Fund calculated in accordance with the valuation guidelines issued by the Unit Trust Association of Sri Lanka and approved by the Securities and Exchange Commission of Sri Lanka, by the number of units in issue.

Dividend to unitholders is declared according to the explanatory memorandum. Distribution to unitholders is recognized in the statement of changes in unitholders' fund. Income not distributed is included in net assets attributable to unitholders.

2.3.4 Distribution

In accordance with the trust deed, the Fund distributes income adjusted for amounts determined by Ceybank Asset Management Limited, to unitholders by cash or reinvestment.

2.3.5 Increase/Decrease in Net Assets Attributable to Unitholders

Income not distributed is included in net assets attributable to unitholders. Movements in net assets attributable to unitholders are recognized in Statement of Changes in Unit Holders' Funds.

2.3.6 Cash and Cash Equivalents

Cash and cash equivalents in the statement of financial position comprise cash at bank and interest accrued on cash held in bank.

For the purpose of the statement of cash flows, cash and cash equivalents consist of cash and cash equivalents as defined above.

Payments and receipts relating to the purchase and sale of investment securities are classified as cash flows from operating activities, as movements in the fair value of these securities represent the Fund's main income generating activity.

2.3.7 Payable

Payables include liabilities and accrued expenses owed by the Fund which are unpaid as at the end of the reporting period.

The distribution amount payable to unitholders as at the end of each reporting period is recognized separately in the statement of financial position when unitholders are presently entitled to the distributable income under the Trust Deed.

2.3.8 Applications and Redemptions

Applications received for units in the Fund are recorded net of any entry fees payable prior to the issue of units in the Fund. Redemptions from the Fund are recorded gross of any exit fees payable after the cancellation of units redeemed.

2.3.9 Significant Judgement and Estimates

Management considers credit, liquidity and market risk and assesses the impact on valuation of investments when determining the fair value. Following is the key source of estimation uncertainty at the date of the statement of financial position, that have a significant risk of causing a material adjustment to the carrying amount of assets and liabilities within the next financial year

2.3.10 Fair Value of Securities not quoted in an Active Market and Over the Counter Derivative Instruments

Management uses its judgment in determining the appropriate valuation technique for financial instruments that are not quoted in an active market. Valuation techniques commonly used by market practitioners are applied. Other financial instruments are valued using a discounted cash flow analysis based on the assumptions supported, where possible, by observable market prices or rates.

3 FINANCIAL RISKMANAGEMENT

The Fund's activities are expose to a variety of financial risks: market risk (including price risk and interest rate risk), credit risk and liquidity risk.

The Fund's overall risk management program focuses on ensuring compliance with the Fund's Product Disclosure Statement and seeks to maximize the returns derived for the level of risk to which the Fund is exposed. Financial risk management is carried out by the management company.

The Fund uses different methods to measure different types of risks to which it is exposed. These methods include sensitivity analysis in the case of interest rate and other price risks and ratings analysis for credit risk.

3.1 Market Risk

3.1.1 Fund's Exposure to Interest Rate Risk

The Fund is exposed to cash flow interest rate risk on financial instruments with variable interest rates. Financial instruments with fixed rates expose the Fund to fair value interest rate risk. The Fund's interest-bearing financial assets are expose to risks associated with the effects of fluctuations in the prevailing levels of market interest rates on its financial position and cash flows. The risk is measured using sensitivity analysis.

The Fund's policy is to hold all its net assets attributable to unitholders invested in debt securities. The table below summarizes the Fund's exposure to interest rate risks. It includes the Fund's assets and liabilities at fair values, categorized by the earlier of contractual reprising or maturity dates.

As at 31st December, 2019	Floating Interest Rs.	Fixed Interest Rs.	Non-Interest Rs.	Total Rs.
Financial Assets				
Cash and Cash Equivalents	Nil	Nil	542,022	542,022
Financial Assets	Nil	140,598,538	Nil	140,598,538
Total Exposure	Nil	140,598,538	542,022	141,140,560

3.2 Summarized Sensitivity Analysis

The following table summarizes the sensitivity of the funds operating profit and net assets attributable to unitholders to interest rate risk and other price risk. The reasonably possible movements in the risk variables have been determined based on management's best estimate, having regard to a number of factors, including historical levels of changes in interest rates, historical correlation of the funds investment with the relevant benchmark and market volatility.

However, actual movements in the risk variables may be greater or less than anticipated due to a number of factors, including unusually large market shocks resulting from changes in performances and correlation between the performances of the economies, markets and securities in which the Fund invests. As a result, historic variations in risk variables should not be used to predict future variations in the risk variables.

Impact on operating profit / Net assets
Attributable to Unitholders Interest rate risk
31stDecember, 2019
(Rs.)

Change in interest rate of the Trust's
investment in trading securities:
+1.5%
-1.5%

186,804
(186,804)

3.3 Credit Risk

The Fund is exposed to credit risk, which is the risk that counterparty will be unable to pay amounts in full when they fall due.

The main concentration of credit risk, to which the Fund is exposed, arises from the Fund's investment in debt securities. Cash and cash equivalents, amounts due from brokers and other receivables.

3.3.1 Debt Securities

The Fund invests in debt securities which are risk free investment. An analysis of debt by rating is set out in the table below.

	31 st December, 2019 Amount Rs.
Repurchase Agreements	
Rating	
Risk Free	140,598,538
Total	140,598,538

3.3.2 Cash and Cash Equivalents

The exposure to credit risk for cash and cash equivalents is low as all counterparties have a rating of AA+ as determined by the Fitch rating agency.

In accordance with the Fund's policy, the investment manager monitors the Fund's credit position on a daily basis.

3.4 Liquidity Risk

Liquidity risk is the risk that the Fund may not be able to generate sufficient cash resources to settle its obligations in full as they fall due or can only do so on terms that are materially disadvantageous.

The Fund is exposed to daily cash redemptions of units. It, therefore, primarily holds investments that are traded in an active market and can be readily disposed. Only a limited proportion of its assets is held in investments not actively traded on a stock exchange.

Units are redeemed on demand at the unitholder's option. However, the Board of Directors does not envisage that the contractual maturity disclosed in the table below will be representative of the actual cash out flows, as holders of these instruments typically retain them for the medium to long term.

The table below analyses the Fund's non-derivative financial liabilities into relevant maturity groupings based on the remaining period at the end of the reporting period. The amounts in the table are the contractual undiscounted cash flows.

As at 31 st December, 2019	Less Than One Month Rs.	01 to 06 Months Rs.	06 to 12 Months Rs.	Total Rs.
Accrued Expenses				
- Management Fee Payable	76,998	Nil	Nil	76,998
- Other Payables to Mgt Co.	Nil	Nil	1,048,857	1,048,857
- Audit Fee Payable	Nil	105,000	Nil	105,000
- Other Payables	32,602	Nil	Nil	32,602
Contractual Cash Flows (Excluding Gross settled Derivatives)	109,600	105,000	1,048,857	1,263,457

3.5 Fair Value Estimation

The carrying amounts of the Fund's assets and liabilities at the end of each reporting period approximate their fair values.

Financial assets and liabilities held at fair value through profit or loss are measured initially at fair value excluding any transaction costs that are directly attributable to the acquisition or issue of the financial asset or financial liability. Transaction costs on financial assets and financial liabilities at fair value through profit or loss are expensed immediately. Subsequent to initial recognition, all instruments held at fair value through profit or loss are measured at fair value with changes in their fair value recognized in profit or loss.

3.5.1 Fair Value in an Inactive or Unquoted Market

The fair value of financial assets and liabilities that are not traded in an active market is determined using valuation techniques. These include the use of recent arm's length market transactions, reference to the current fair value of a substantially similar other instrument, discounted cash flow techniques, option pricing models or any other valuation techniques that provide a reliable estimate of prices obtained in actual market transactions.

Investments in other unlisted unit trusts are recorded at the redemption value per unit as reported by the investment managers of such funds.

Some of the inputs to these models may not be market observable and are, therefore, estimated based on assumptions.

The output of a model is always an estimate or approximation of a value that cannot be determined with certainty, and valuation techniques employed may not fully reflect all factors relevant to the positions the Fund holds. Valuations are, therefore adjusted, where appropriate, to allow for additional factors including liquidity risk and counter party risk.

The carrying value less impairment provision of other receivables and payables is assumed to approximate their fair values. The fair value of financial liabilities for disclosure purposes are estimated by discounting the future contractual cash flows at the current market interest rate that is available to the Fund for similar financial instruments.

3.6 Fair Value Hierarchy

The Fund classifies fair value measurements using a fair value hierarchy that reflects the subjectivity of the inputs used in making the measurements. The fair value hierarchy has the following levels:

- Quoted prices (unadjusted) in active markets for identical assets or liabilities (level 1)
- Inputs other than quoted prices included within level 1 that are observable for the asset or liability, either directly (that is, as prices) or indirectly (that is, derived from prices) (level 2).
- Inputs for the asset or liability that are not based on observable market data (that is, unobservable inputs) (level3).

3.6.1 Classification of Financial Assets and Financial Liabilities

The level in the fair value hierarchy within which the fair value measurement is categorized in its entirety is determined on the basis of the lowest level input that is significant to the fair value measurement in its entirety. For this purpose, the significance of an input is assessed against the fair value measurement in its entirety. If a fair value measurement uses observable inputs that require significant adjustment based on unobservable inputs, that measurement is a level 3 measurement. Assessing the significance of a particular input to the fair value measurement in its entirety requires judgement, considering factors specific to the assets or liabilities.

The determination of what constitutes ‘observable’ requires significant judgement by the responsible entity. The responsible entity considers observable data to be the market data that is readily available, regularly distributed or updated, reliable and verifiable, not proprietary, and provided by independent sources that are actively involved in the relevant market.

The tables below set out the Fund’s financial assets and according to the fair value hierarchy at 31st December, 2019.

As At 31 st December, 2019	Level 1 Rs.	Level 2 Rs.	Level 3 Rs.	Total Rs.
Financial Assets				
Financial Assets at Amortized Cost	Nil	140,598,538	Nil	140,598,538
Cash and Cash Equivalents	Nil	Nil	542,022	542,022
Total	Nil	140,598,538	542,022	141,140,560

Investments, whose values are based on quoted market prices in active markets, and therefore, classified within level1, include active listed equities, certain unlisted unit trusts and exchange traded derivatives. Financial instruments that trade in markets that are not considered to be active but are valued based on quoted market prices, dealer quotations or alternative pricing sources supported by observable inputs are classified within level 2. These include; investment-grade corporate bonds. As level 2 investments include positions that are not traded in active markets and/or are subject to transfer restrictions, valuations may be adjusted to reflect illiquidity and/or non-transferability, which are generally based on available market information.

Investments classified within level 3 have significant unobservable inputs, as they are in frequently traded. Level 3 instruments include corporate debt securities and certain unlisted unit trusts. As observable prices are not available for these securities, the responsible entity has used valuation techniques to derive fair value.

		2019 Rs.	2018 Rs.
4. INCOME ON FINANCIAL ASSETS			
Interest Income on Financial Assets	Note 4.1	11,990,020	18,771,877
Net Realized Gain/ (Loss) on Financial Assets		-	(16,400)
Net Unrealized Gain/ (Loss) on Financial Assets		463,591	(741,606)
Net Gain on Financial Assets		<u>12,453,611</u>	<u>18,013,871</u>

4.1 Interest Income on Financial Assets

Interest from			
- Treasury Bills		5,333,033	5,718,243
- Repurchase Agreements		6,656,987	13,053,634
		<u>11,990,020</u>	<u>18,771,877</u>

5. DISTRIBUTIONS TO UNITHOLDERS

Dividend Paid		-	13,611,609
---------------	--	---	------------

Dividend Paid for 2018	Date of Dividend Declaration	Dividend Paid in Number of Units	Dividend Paid in Rupees
01st July, 2017 to 31st December, 2017	28th February, 2018	38,890,310	13,611,609
		<u>38,890,310</u>	<u>13,611,609</u>

6. NET ASSETS ATTRIBUTABLE TO UNITHOLDERS

Movements in the number of units and net assets attributable to unitholders during the year were as follows:

	31st December		31st December	
	2019 Number	2018 Number	2019 Rs.	2018 Rs.
Opening Balance	11,912,668	38,903,829	129,130,459	412,224,480
Applications	-	385,278	-	3,995,216
Redemptions	(32,283)	(27,376,439)	(359,788)	(280,877,742)
Increase in Net Assets Attributable to Unitholders	-	-	11,106,432	7,400,114
Distribution to Unitholders	-	-	-	(13,611,609)
Closing Balance	<u>11,880,385</u>	<u>11,912,668</u>	<u>139,877,103</u>	<u>129,130,459</u>

As stipulated within the Fund Constitution, each unit represents a right to an individual share in the Fund and does not extend to a right to the underlying assets of the Fund. There are no separate classes of units and each unit has the same rights attaching to it like all other units of the Fund.

6.1 Capital Risk Management

The Fund considers its net assets attributable to unitholders as capital, notwithstanding net assets attributable to unitholders are classified as a liability. The amount of net assets attributable to unitholders can change significantly on a daily basis as the Fund is subject to daily applications and redemptions at the discretion of unitholders.

Daily applications and redemptions are reviewed relating to the liquidity of the Fund's underlying assets on a daily basis by the responsible entity. In terms of the Fund constitution, the responsible entity has the discretion to reject an application for units and to defer or adjust a redemption of units if the exercise of such discretion is in the best interests of unitholders.

	2019 Rs.	2018 Rs.
7. CASH AND CASH EQUIVALENTS		
Cash at Bank		
- Bank A/C 71230631- Operation	493,022	418,085
- Bank A/C 71230665- Redemption	29,000	29,000
- Bank A/C 71230686 - Inc.Dist	20,000	20,000
	<u>542,022</u>	<u>467,085</u>

8. FINANCIAL ASSETS AT FVTPL

Investment in Treasury Bills	Note 8.1	-	69,203,376
		<u>-</u>	<u>69,203,376</u>

8.1 Investment in Treasury Bills

As at 31st December, 2018

ISIN Number	Yield	Investment Date	Maturity Date	Cost Rs.	Market Value Rs.
LKA 36419 J116	10.00%	12-Oct-18	11-Oct-19	22,727,275	23,067,792
LKA 36419 J116	10.05%	12-Oct-18	11-Oct-19	22,716,950	23,067,792
LKA 36419 J116	10.15%	12-Oct-18	11-Oct-19	22,696,325	23,067,792
				<u>68,140,550</u>	<u>69,203,376</u>

9. FINANCIAL ASSETS AT AMORTIZED COST

Investment in Repurchase Agreement	Note 9.1	140,598,538	60,738,582
		<u>140,598,538</u>	<u>60,738,582</u>

9.1 Investment in Repurchase Agreement

As at 31st December, 2019

Company	Yeild	Investment Date	Matuurity Date	Cost Rs.	Market Value Rs.
Acuity Securities Limited	7.70%	19-Dec-19	3-Jan-20	33,517,511	33,609,432
First Capital Treasuries	8.00%	20-Dec-19	13-Jan-20	76,000,000	76,199,890
Union Bank of Colombo PLC	7.75%	27-Dec-19	7-Jan-20	30,756,563	30,789,216
				<u>140,274,074</u>	<u>140,598,538</u>

As at 31st December, 2018

Company	Yeild	Investment Date	Matuurity Date	Cost Rs.	Market Value Rs.
Acuity Securities Limited	9.40%	27-Dec-18	10-Jan-19	31,859,723	31,900,748
First Capital Treasuries	9.25%	21-Dec-18	4-Jan-19	8,622,385	8,646,421
NSB Fund Management	8.95%	26-Dec-18	2-Jan-19	20,161,668	20,191,413
				<u>60,643,776</u>	<u>60,738,582</u>

	2019 Rs.	2018 Rs.
10. INCOME TAX RECEIVABLE		
Balance as at the Beginning of the Year	-	7,487,754
Add : Notional Tax	403,694	924,398
	<u>403,694</u>	<u>8,412,152</u>
Less : Income Tax Expense on Current Year's Profit	-	(1,505,696)
	<u>403,694</u>	<u>6,906,456</u>
Less : Provision for Notional Tax	(403,694)	(6,906,456)
Balance as at the End of the Year	<u>-</u>	<u>-</u>
11. OTHER PAYABLES		
Other Payables to UTMCL	1,048,857	1,091,953
Management Fee Payable	76,998	70,988
Audit Fee Payable	105,000	100,643
Other Payables	32,602	15,000
	<u>1,263,457</u>	<u>1,278,584</u>
12. UNRECOGNIZED CONTRACTUAL COMMITMENTS		
There were no unrecognized contractual commitments as at the reporting date to be disclosed.		
13. CONTINGENT LIABILITIES AND CONTINGENT ASSETS		
13.1 Contingent Liabilities		
There were no contingent liabilities as at the reporting date.		
13.2 Contingent Assets		
There were no contingent assets as at the reporting date.		
14. EVENTS OCCURRING AFTER THE REPORTING DATE		
No circumstances have arisen since the reporting date which would require adjustments to, or disclosure, in the financial statements.		

15. RELATED PARTY TRANSACTIONS

15.1 Responsible Entity

The responsible entity of Ceybank Surakum Fund is Ceybank Asset Management Limited.

15.2 Key Management Personnel

a) Directors

Key management personnel include persons who were directors of Ceybank Asset Management Limited at any time during the financial year.

- | | |
|----------------------------------|----------------------------|
| - Mr. Palitha Palpola (Chairman) | - Mr. D.P.K. Gunasekara |
| - Mr. C. Sathkumara | - Mr. K.B.S. Bandara |
| - Ms. Vasantha Govindan | - Mr. R.D.M.U.M.M. Bandara |

b) Other key management personnel

There were no other persons with responsibility for planning, directing and controlling the activities of the Fund, directly or indirectly during the financial year.

15.3 Key Management Personnel Unitholdings

The key management personnel of Ceybank Asset Management Limited have not held any units in the Fund.

15.4 Other Transactions within the Fund

Apart from those details disclosed in this note, no key management personnel have entered into a material contract with the Fund during the financial year and there were no material contracts involving key management personnel's interest existing at year end.

15.5 Related Party Unitholding

The management company of Ceybank Surakum Fund did not hold any units in the Fund.

15.6 Key Management Personnel Compensation

Key management personnel are paid by Ceybank Asset Management Limited . Payments made from the Fund to Ceybank Asset Management Limited do not include any amounts directly attributable to the compensation of key management personnel.

<u>Name of Related Company</u>	<u>Relationship</u>	<u>Nature of Transaction</u>
Ceybank Asset Management Limited	Managing Company	Management Fee Rs. 674,234/-
Bank of Ceylon	Custodian	Custodian Fee Rs. 180,000/-
National Savings Bank	Trustee	Trustee Fee Rs. 202,270/-

16. TRANSACTIONS WITH KEY MANAGEMENT PERSONNEL (KMP) OF THE COMPANY

Key management personnel are paid by Ceybank Asset Management Limited. Payments from the Fund to Ceybank Asset Management Limited do not include any amounts directly attributable to the compensation of key management personnel.

17. COMPARATIVE INFORMATION

Comparative information of the Fund has been re-classified wherever necessary to conform to the current year's presentation/classification.

CEYBANK SURAKUM FUND Annual Report & Accounts 2019

DECLARATION BY TRUSTEES AND MANAGING COMPANY

Declaration by Trustees and Management Company as per SEC Circular No 02/2009 on Guidelines for Trustees and Management Companies of Unit Trust Funds.


National Savings Bank the Trustee and Ceybank Asset Management Ltd the Managers of Ceybank Unit Trust Funds hereby declare that,

1. the requirements of Guidelines for Trustees and Managing Companies of Unit Trust Funds set by the Securities and Exchange Commission of Sri Lanka have been complied with during the year.
2. the transactions were and will be carried out at arm's length basis and on terms which are best available for the Fund, as well as act, at all times, in the best interest of the Fund's unit holders.



Trustee to
Ceybank Unit Trust Fund

National Savings Bank



General Manager/Compliance Officer
Ceybank Asset Management Ltd



CEYBANK SURAKUM FUND
Annual Report & Accounts 2019
MANAGEMENT TEAM

CEYBANK ASSET MANAGEMENT LTD

MANAGEMENT TEAM

CHAIRMAN

Palitha Pelpola

CEO / EXECUTIVE DIRECTOR

Chitra Sathkumara

B.Sc, MBA (Finance)

General Manager

W. D. F. Wimalaratne
FIB (IBSL), Dip. In Bank Mgt. (IBSL),
Pg.DBFA (ICASL)
Former Deputy General Manager
Bank of Ceylon

**Manager – Investment &
Business Development**

Ian Ferdinands
Chartered Marketer
Certified e Marketer
MBA(Finance)

Manager – Finance

Ravindra Hettiarachchi
Chartered Finalist (ICASL)
B.Sc (Mgt) Sp. Hons
MBA

Acting Registrar

Pamudi Kariyawasam

Fund Manager

Kanchana Karannagoda
B.Sc. B. Admin. Sp. (Finance) Hons
CIMA,CGMA

Marketing Manager

Kumudu Kekirideniya
Dip.in Marketing (UK),
MICM (UK)